

ANALISI DI REDDITIVITA' FINANZIARIA ESCO. Tabella 9.7 - Parametri finanziari dell'analisi di redditività dello SCN1. Scenario: SCN-1. Data aggiornamento: 09/02/18. Includes financial ratios like WACC, VAN, TRS, and FAj.

Tabella 9.8 - Parametri Economici dell'analisi di redditività dello SCN1. Includes economic parameters like CAPEX, O&M, EBT, and EBIT.

Tabella 9.9 - Risultati dell'analisi di redditività e sostenibilità finanziaria della SCN1. Includes indicators like T.R.S., TIR, VAN, and IRR.

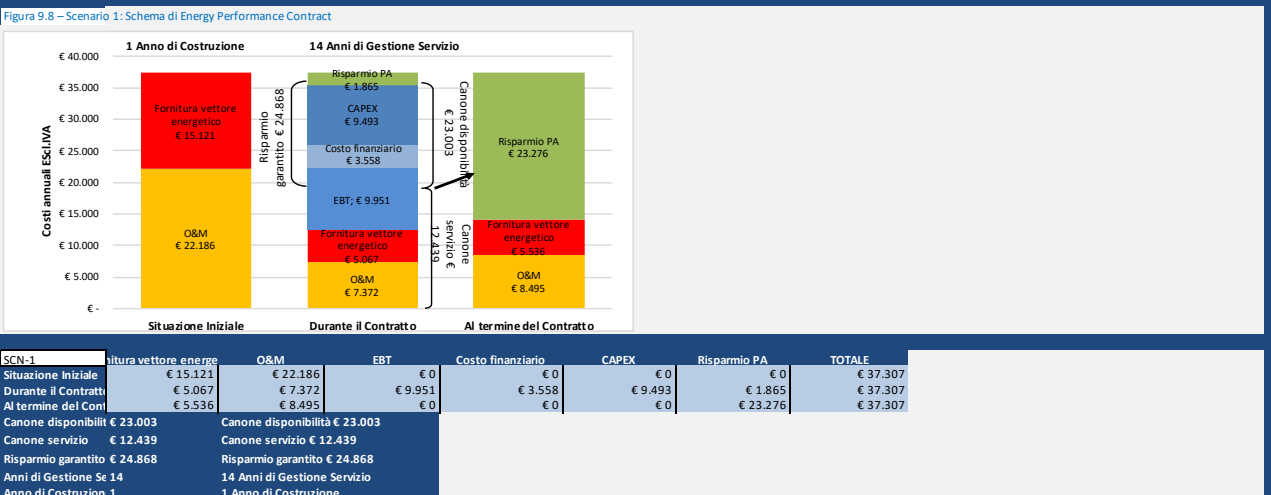
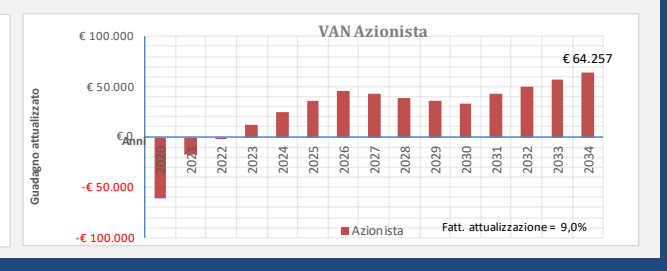
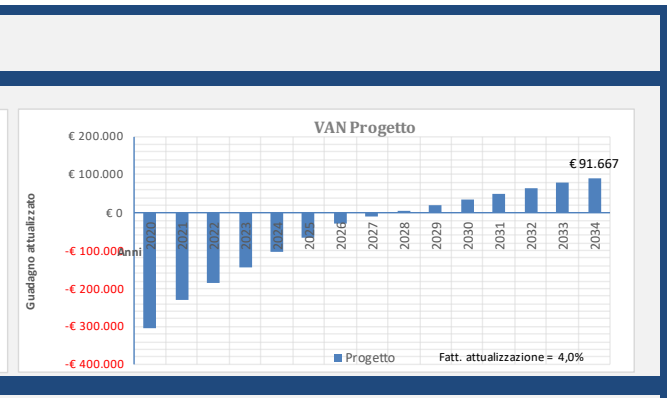
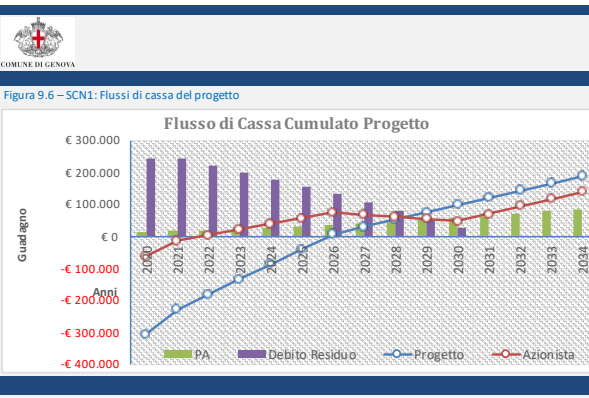
BILANCIO. Summary financial statement with columns for VAN, IFC, FA, and IRR.

WACC = Kd x D / (D+E) x (1-t) + Ke x E / (D+E). Financial statement for the project with columns for WACC, VAN, TRS, and FAj.

PROGETTO PA. Financial statement for the project with columns for WACC, VAN, TRS, and FAj.

PROGETTO ESCO PRE-IMPOSTE. Financial statement for the project with columns for WACC, VAN, TRS, and FAj.

PROGETTO AZIONISTA PRE-IMPOSTE. Financial statement for the project with columns for WACC, VAN, TRS, and FAj.



SCN-1. Table summarizing costs and savings for different scenarios.

Analisi di Sostenibilità ESCO. Table showing sustainability indicators and their values.

CALCOLO IMPOSTE. Table showing tax calculations and the impact on cash flow and VAN.